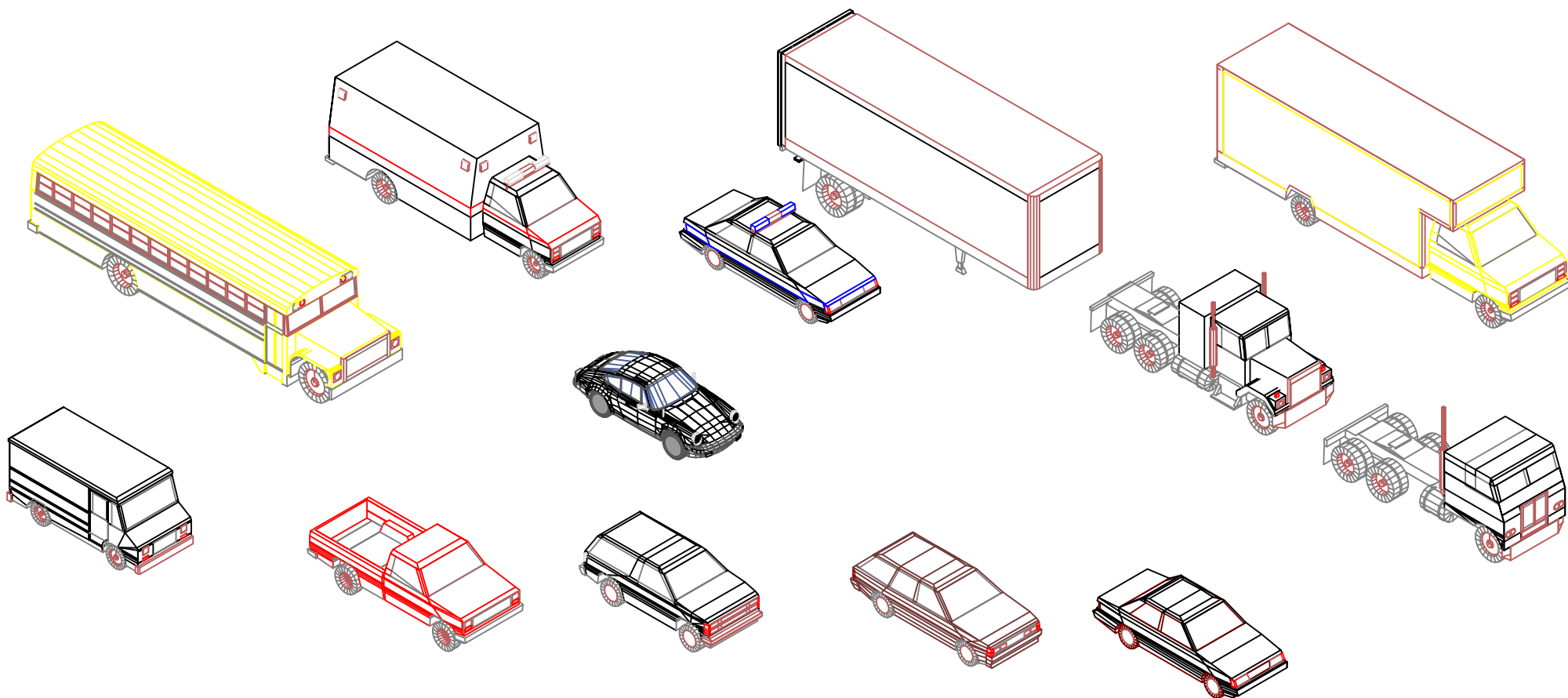


PROJECT: Sample 2/17/2010 2:43 AM	1	SHEET:	NAME: -	-
		DRAWN: Marcin Wolanski	DATE: -	
		REVISION: Marcin 2D_Cars	SCALE: AS NOTED	
		HOUSE STYLE: -		

PERICO AS

LILLEAKERVEIEN 31
0283 OSLO, NORWAY
www.pericosoft.com

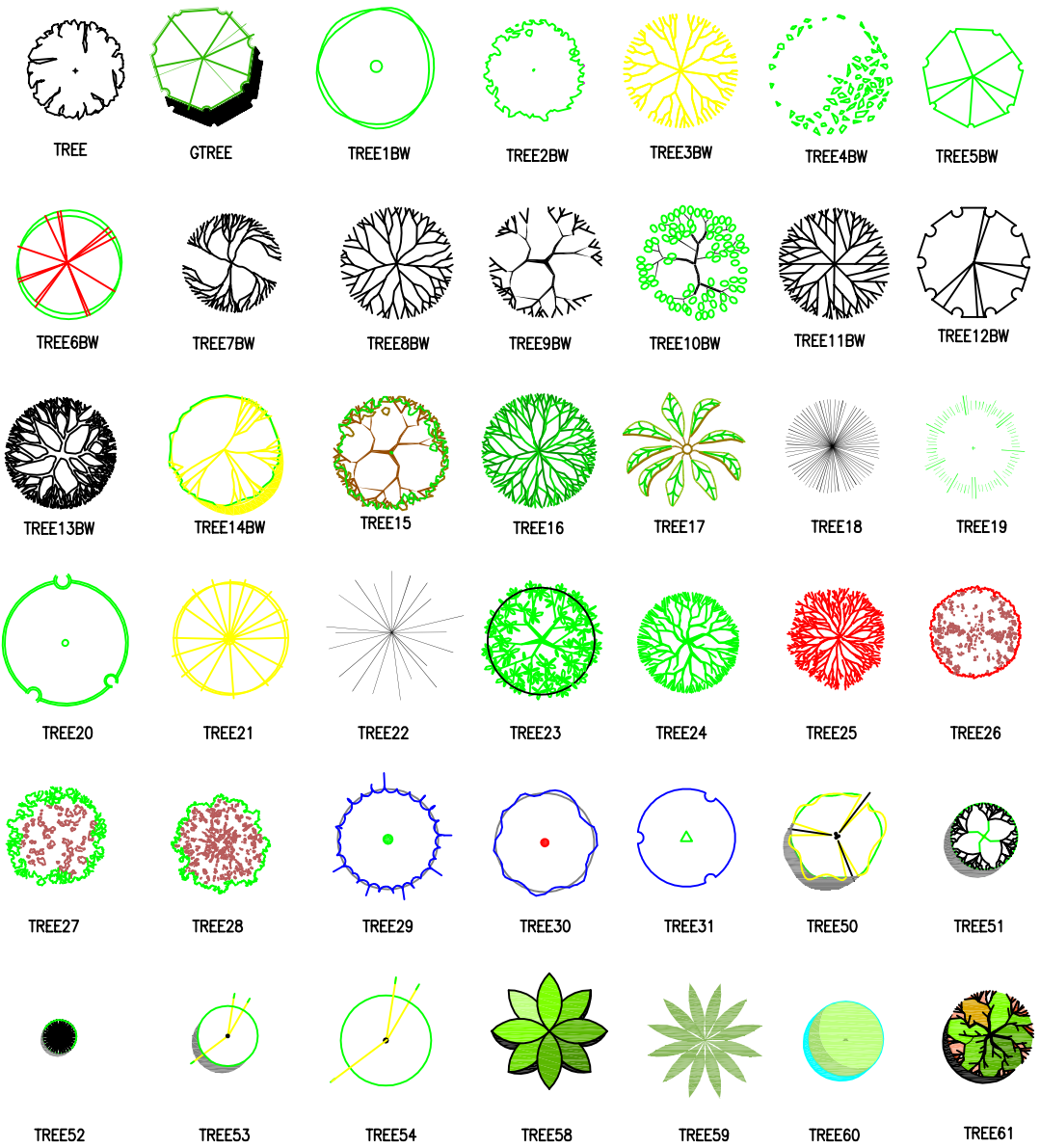




PROJECT: Sample 2/17/2010 3:35 AM	2	SHEET:	NAME: -	-
		DRAWN: Marcin Wolanski	DATE: -	-
		REVISION: Marcin 3D_Cars	SCALE: AS NOTED	-
		HOUSE STYLE: -	-	-

PERICO AS

LILLEAKERVEIEN 31
 0283 OSLO, NORWAY
www.pericosoft.com






PROJECT: Sample 2/11/2010 9:15 AM	3	SHEET:		NAME: -
		DRAWN: Marcin Wolanski	DATE: -	
		REVISION: Marcin 2D_Trees	SCALE: AS NOTED	
		HOUSE STYLE: -		

PERICO AS

LILLEAKERVEIEN 31
0283 OSLO, NORWAY
www.pericosoft.com





PROJECT: Sample 2/10/2010 12:36 PM	SHEET: 4	NAME: -	-
		DRAWN: Marcin Wolanski	DATE: -
		REVISION: Marcin 3D_Trees	SCALE: AS NOTED
		HOUSE STYLE: -	-
		PERICO AS LILLEAKERVEIEN 31 0283 OSLO, NORWAY www.pericosoft.com	



PROJECT: Sample 2/17/2010 4:52 AM	SHEET: 5	NAME: -	-
		DRAWN: Marcin Wolanski	DATE: -
		REVISION: Marcin Elevation & Floor Plan Samples	SCALE: AS NOTED
		HOUSE STYLE: -	-

PERICO AS

LILLEAKERVEIEN 31
0283 OSLO, NORWAY
www.pericosoft.com



ANCILLARY EQUIPMENT

- IMPULSE CLOCK - MASTER.
- IMPULSE CLOCK - SLAVE.
- BATTERY OR MAINS OPERATED CLOCK.
- FAN REGULATOR.
- CEILING FAN.
- WALL MOUNTED FAN.
- TRANSFORMER.
?"Y" DENOTES SECONDARY VOLTAGE.
- TUBULAR HEATER.
?"W" DENOTES RATING (KW).
GENERAL SYMBOL WITH ATTRIBUTABLE TEXT.
e.g., "IN USE" SIGN.
- T.V. MONITOR.

COMMUNICATIONS

- TELEPHONE OUTLET - TYPE 1.
- TELEPHONE OUTLET - TYPE 2.
- VIDEO INTERCOM/ DOOR ENTRY UNIT.
- INTERCOM OUTLET.
- FIRE TELEPHONE OUTLET.
- TV/FM DUAL OUTLET.
- DATA OUTLET - TYPE 1.
- DATA OUTLET - TYPE 2.
?"?" DENOTES TYPE.
- PUBLIC ADDRESS SPEAKER.
?"?" DENOTES TYPE.
- VOICE ALARM.
- PUBLIC ADDRESS VOLUME CONTROL.
- PUBLIC ADDRESS VOICE SWITCH. (MUTE)
- TELCOM BACK BOX.
- ELV DOOR BELL C/W TRANSFORMER.
- AERIAL - UHF/ VHF TV.
- AERIAL - FM/ VHF RADIO.
- AERIAL - FM/ VHF RADIO.
- AMPLIFIER.
?"?" DENOTES TYPE.
- FLOOR MOUNTED TELEPHONE OUTLET - TYPE 1
- FLOOR MOUNTED TELEPHONE OUTLET - TYPE 2
- TELEPHONE JUNCTION BOX.
- VIDEO PHONE CONTROL PANEL.
"???" DENOTES PANEL REFERENCE.
- TELEPHONE JUNCTION BOX.
- EMERGENCY CALL BUTTON.
- DISABLED ALARM.
- DISABLED ALARM POWER SUPPLY UNIT.
- DISABLED ALARM RESET.
- DISABLED ALARM PULL CORD.
- MUSIC LINE INPUT POINT. (JACK PLUG)

FIRE ALARM

- SMOKE SENSOR.
- HEAT SENSOR.
- TOWN GAS SENSOR.
- ELECTROMAGNETIC DOOR HOLDER.
- BELL.
- BUZZER.
- SIREN - CEILING MOUNTED.
- SIREN - WALL MOUNTED.
- REMOTE INDICATOR LAMP.
- XENON FLASHER/ STROBE LIGHT.

- MAIN FIRE ALARM PANEL.
- M/M/C FIRE INDICATOR PANEL.
- REPEAT FIRE ALARM PANEL.
- FIRE ALARM INTERFACE UNIT.
- EXTINGUISHING GAS WARNING LAMPS.
- CARBON DIOXIDE WARNING LAMPS.
- BREAK GLASS UNIT - TYPE 1

INDUSTRIAL PLUGS & SOCKETS

- WALL MOUNTED TRANSFORMER.
?"V" DENOTES VOLTAGE RATING.
?"VA" DENOTES VOLT AMP RATING.
?"P&N" DENOTES SINGLE OR THREE PHASE.
- 240/415V SWITCHED SOCKET OUTLET
?"V" DENOTES VOLT AMP RATING.
?"W" DENOTES WATERPROOF
?"N" DENOTES SINGLE OR TWIN UNIT

110V SWITCHED SOCKET OUTLET

- 110V SWITCHED SOCKET OUTLET
?"VA" DENOTES VOLT AMP RATING.
?"W" DENOTES WATERPROOF
?"N" DENOTES SINGLE OR TWIN

LIGHTING

- SURFACE OR RECESSED LUMINAIRE.
- WALL MOUNTED LUMINAIRE.
- PENDANT LUMINAIRE.
- TRACK MOUNTED LUMINAIRE.
- 600mm SINGLE LAMP SURFACE MOUNTED LUMINAIRE.
- 900mm SINGLE LAMP SURFACE MOUNTED LUMINAIRE.
- 1200mm SINGLE LAMP SURFACE MOUNTED LUMINAIRE.
- 1500mm SINGLE LAMP SURFACE MOUNTED LUMINAIRE.
- 600mm SINGLE LAMP WALL MOUNTED LUMINAIRE.
- 1200mm SINGLE LAMP WALL MOUNTED LUMINAIRE.
- 1500mm SINGLE LAMP WALL MOUNTED LUMINAIRE.
- 1200mm TWIN LAMP SURFACE MOUNTED LUMINAIRE.
- 1500mm TWIN LAMP SURFACE MOUNTED LUMINAIRE.
- 1800mm TWIN LAMP SURFACE MOUNTED LUMINAIRE.
- 1200mm TWIN LAMP WALL MOUNTED LUMINAIRE.
- 1500mm TWIN LAMP WALL MOUNTED LUMINAIRE.
- 1200mm SINGLE LAMP RECESSED LUMINAIRE.
- 1500mm SINGLE LAMP RECESSED LUMINAIRE.
- 1200mm TWIN LAMP RECESSED LUMINAIRE.
- 1500mm TWIN LAMP RECESSED LUMINAIRE.
- 1200mm THREE OR FOUR LAMP RECESSED LUMINAIRE.
- 1500mm THREE OR FOUR LAMP RECESSED LUMINAIRE.
- 1550x400 RECESSED LUMINAIRE.
- 600x600 RECESSED LUMINAIRE.
- 500x500 RECESSED LUMINAIRE.
- 300x300 RECESSED LUMINAIRE.
- LINEAR FLUORESCENT LUMINAIRE.

- EMERGENCY BULKHEAD/ EXIT SIGN LUMINAIRE.
- EMERGENCY EXIT SIGN LUMINAIRE. (DIRECTIONAL)
- EMERGENCY EXIT SIGN LUMINAIRE. (DIRECTIONAL)
- EMERGENCY EXIT SIGN LUMINAIRE. (DIRECTIONAL)
- EMERGENCY EXIT SIGN LUMINAIRE. (DIRECTIONAL)

- EMERGENCY EXIT SIGN LUMINAIRE. (DIRECTIONAL).
- PASSIVE INFRA-RED MOTION DETECTOR.
- PHOTOCELL.
- DIMMING PANEL (DIM) OR GROUP CONTROL PANEL (GCP) AS APPLICABLE. LIGHTING CONTROL.
- AREA CONTROLLER. LIGHTING CONTACTOR.
- MARSHALLING BOX.
- LIGHTING TRANSFORMER.
- FLAME PROOF SWITCH. (APPROPRIATE SWITCH TO BE INSERTED INTO BOX) SELF CONTAINED EMERGENCY BEAM LIGHT UNIT.
- LIGHTING TRACK WITH SPOTLIGHT.
- BOLLARD.
?"?" DENOTES REF. TYPE.
- FLOOR GRONOMMET.
- HIGH BAY.
?"?" DENOTES REF. TYPE.
- LIGHTING CONTROL CONTACTOR & TIME SWITCH.
- LIGHTING DISTRIBUTION BOX.
- 2 WAY FLOOD.
- WALLWASHER LUMINAIRE

- 1 WAY SWITCH.
- 2 WAY SWITCH.
- DOUBLE POLE SWITCH.
- 1 WAY KEYSWITCH.
- 1 WAY WEATHERPROOF SWITCH.
- DIMMER SWITCH.
- INTERMEDIATE SWITCH.
- 1 WAY CEILING SWITCH.
- CLOSET LIGHTING SWITCH.
- LIGHTING MANAGEMENT SWITCH

LIGHTNING PROTECTION

- EARTH PIT.
- EARTH BUILDING CONNECTION.
- EARTH BOND.
- LIGHTNING PROTECTION AIR TERMINATION FINAL POINT.
- LIGHTNING PROTECTION 25x3mm AIR TERMINATOR NETWORK.
- EARTH TEST PIT.
- VERTICAL TAPE.
- SINGLE PHASE INDICATING LAMP.

SCHEMATIC

- THREE PHASE INDICATING LAMPS
- MEASUREMENT CURRENT TRANSFORMER. "P-S" DENOTES COIL RATIO.
- VOLTAGE TRANSFORMER. "P-S" DENOTES COIL RATIO.
- OVER CURRENT PROTECTION RELAY.
- EARTH FAULT PROTECTION RELAY.
- UNDER VOLTAGE PROTECTION RELAY.
- PHASE FAILURE RELAY.
- RESTRICTIVE EARTH FAULT RELAY.

- SELECTOR SWITCH.
- TIME SWITCH/ WITH MANUAL BYPASS.
- POWER FACTOR METER.
- ANAMMETER.
- VOLTMETER.
- KILOWATT METER.
- MAXIMUM DEMAND METER.
- REACTIVE POWER METER.
- SUPPLY AUTHORITIES METER (MWH).
- CHECK METER (MWH).
- ANALOGUE METER WITH SELECTOR SWITCH.

- DIGITAL METER
kW/h = KILOWATT HOUR
V = VOLTS
A = AMPS
PF = POWER FACTOR
kW = KILOWATT
kVA = KILOVOLTS AMP REACTIVE
kVA = KILOVOLT AMPS
??? = MCT, PCT or VT
-/- = RATIO

- SUPPLY AUTHORITY METER.
- GENERATOR.
- DIRECT-ON-LINE STARTER.
- STAR-DELTA STARTER.
- AUTO-TRANSFORMER STARTER.
- MOTOR.
- CABLE LINK BOX.
?"?" DENOTES RATING (AMPS).
- CABLE DRAW PIT.
?"?" DENOTES SIZE.
- EARTH TERMINAL.
- BUSBAR CHAMBER.
?"?" DENOTES RATING (AMPS).
- RESIDUAL CURRENT DEVICE.
?"?" DENOTES SENSITIVITY (MILLI AMPS).
- TAP OFF UNIT.
?"?" DENOTES RATING (AMPS).
- CONTACTOR.
?"A" DENOTES RATING (AMPS).
?"P" DENOTES No. OF POLES.
- BATTERY CHARGER.
?"A" DENOTES AMPERE HOURS.
- "C" DENOTES ASCO SWITCH (CONTACTOR).
"???" DENOTES DISTRIBUTION REF.
- AUTOMATIC CHANGE-OVER SWITCH.
- CABLE REFERENCE.
- EARTH CABLE REFERENCE.
- DELTA/ DELTA TRANSFORMER.
?"kVA" DENOTES RATING (KILOVOLT AMPS).
?"V" DENOTES PRIMARY AND SECONDARY VOLTAGES.
- STAR/ DELTA TRANSFORMER.
?"kVA" DENOTES RATING (KILOVOLT AMPS).
?"V" DENOTES PRIMARY AND SECONDARY VOLTAGES.
- STAR/ STAR TRANSFORMER.
?"kVA" DENOTES RATING (KILOVOLT AMPS).
?"V" DENOTES PRIMARY AND SECONDARY VOLTAGES.

- FUSED SWITCH.
?"A" DENOTES FUSE RATING (AMPS).
?"A" DENOTES FRAME SIZE (AMPS).
?"P&N" DENOTES No. OF POLES.
- SWITCH FUSED.
?"A" DENOTES FUSE RATING (AMPS).
?"A" DENOTES DEVICE RATING (AMPS).
?"P&N" DENOTES No. OF POLES.

- ISOLATING SWITCH.
?"A" DENOTES RATING (AMPS).
?"P" DENOTES No. OF POLES.

- HRC FUSE.
?"A" DENOTES RATING (AMPS).
?"P" DENOTES No. OF POLES.

- SOLID COPPER LINK.

- NEUTRAL LINK.
?"A" DENOTES DEVICE SETTING (AMPS).
?"A" FRAME SIZE (AMPS).
?"CB" DENOTES MCB OR MCCB. (BREAKER TYPE)
?"P&N" DENOTES No. OF POLES. INDICATES NON AUTO.

- RISING BUSBAR TAP OFF
?"A" DENOTES PROTECTION RATING (AMPS).
?"A" DENOTES EQUIPMENT RATING (AMPS).
?"P&N" DENOTES No. OF POLES.

- 45 AMP DOUBLE POLE SWITCH C/W NEON INDICATOR. "C" DENOTES COOKER.
- 45 AMP DOUBLE POLE SWITCH C/W NEON INDICATOR. "W" DENOTES WATER HEATER.
- 45 AMP DOUBLE POLE SWITCH C/W NEON INDICATOR. "P" DENOTES PULL CORD.
- SOCKET OUTLET FOR HAZARDOUS AREAS.
?"?" DENOTES No. OF POLES.

- SOCKET OUTLET FOR HAZARDOUS AREAS.
?"?" DENOTES No. OF POLES.
- SOCKET OUTLET FOR HAZARDOUS AREAS.
?"?" DENOTES No. OF POLES.

- SOCKET OUTLET FOR HAZARDOUS AREAS.
?"?" DENOTES No. OF POLES.

SECURITY SYSTEM

- SECURITY - DOOR CONTACT.
- SECURITY - SHUNT KEY SWITCH.
- SECURITY - KICK BAR.
- SECURITY - WATCHMAN TOUR STATION.
- SECURITY - PANIC/ RAID ATTACK SWITCH.
- SECURITY - ELECTRICALLY OPERATED LOCK.
- SECURITY - MANUAL LOCK.
- SECURITY - PASSIVE INFRARED DETECTOR.
- SECURITY - PASSIVE INFRARED DETECTOR 360.
- SECURITY - CARD/ DIGITAL ACCESS CONTROL UNIT.
- SECURITY - KEYPAD ACCESS CONTROL UNIT.
- SECURITY - KEYPAD ACCESS CONTROL UNIT. (SCHEMATIC)
- SECURITY - VIBRATION DETECTOR.
- SECURITY - PERSONNEL ATTACK.
- SECURITY - BREAK GLASS DETECTION.
- SECURITY - EMERGENCY DOOR RELEASE
BREAK GLASS UNIT & REQUEST TO EXIT PUSH.
- SECURITY - CCTV CAMERA.
?"?" DENOTES TYPE.
- GLOBE TYPE CCTV CAMERA.
- DOOR RELEASE BUTTON.
- AUDIO VISUAL.
- SECURITY AREA CONTROL PANEL.

SMALL POWER

- SOCKET OUTLET.
- TWIN SOCKET OUTLET.
- SWITCHED SOCKET OUTLET.
- TWIN SWITCHED SOCKET OUTLET.
- FUSED CONNECTION UNIT.
- FUSED CONNECTION UNIT C/W NEON.
- SWITCHED FUSE CONNECTION UNIT.
- SWITCHED FUSE CONNECTION UNIT C/W NEON.
- SHAVER OUTLET.
- SWITCHED SOCKET OUTLET - RCD PROTECTED.
- SOCKET OUTLET.
- FLOOR MOUNTED SOCKET OUTLET.
- TWIN FLOOR MOUNTED SOCKET OUTLET.
- NON STANDARD SOCKET OUTLET.
- FLOOR BOX WITH REF. No.

- 45 AMP DOUBLE POLE SWITCH C/W NEON INDICATOR. "C" DENOTES COOKER.
- 45 AMP DOUBLE POLE SWITCH C/W NEON INDICATOR. "W" DENOTES WATER HEATER.
- 45 AMP DOUBLE POLE SWITCH C/W NEON INDICATOR. "P" DENOTES PULL CORD.
- SOCKET OUTLET FOR HAZARDOUS AREAS.
- SOCKET OUTLET FOR HAZARDOUS AREAS.
?"?" DENOTES No. OF POLES.
- SOCKET OUTLET FOR HAZARDOUS AREAS.
?"?" DENOTES No. OF POLES.
- BUS BAR.
?"?" INDICATES No. OF BARS
4 BARS INDICATES CLEAN EARTH
"A" INDICATES RATINGS (AMPS).

- CLEAN EARTH BAR.
- EARTH BAR.
- ISOLATOR
?"A" DENOTES RATING (AMPS)
?"P&N" DENOTES POLES.
- FUSED SWITCH
?"A" DENOTES RATING (AMPS)
?"P" DENOTES POLES.
- DISTRIBUTION BOARD.
REF TO INDICATE CIRCUITS.
- MOTOR CONTROL CENTRE.
- EMERGENCY POWER OFF/ STOP LOCK BUTTON.
- JUNCTION BOX.
- SMALL POWER CONTACTOR.
- CONTROL PANEL.

PROJECT: **Sample**
2/18/2010 3:10 AM

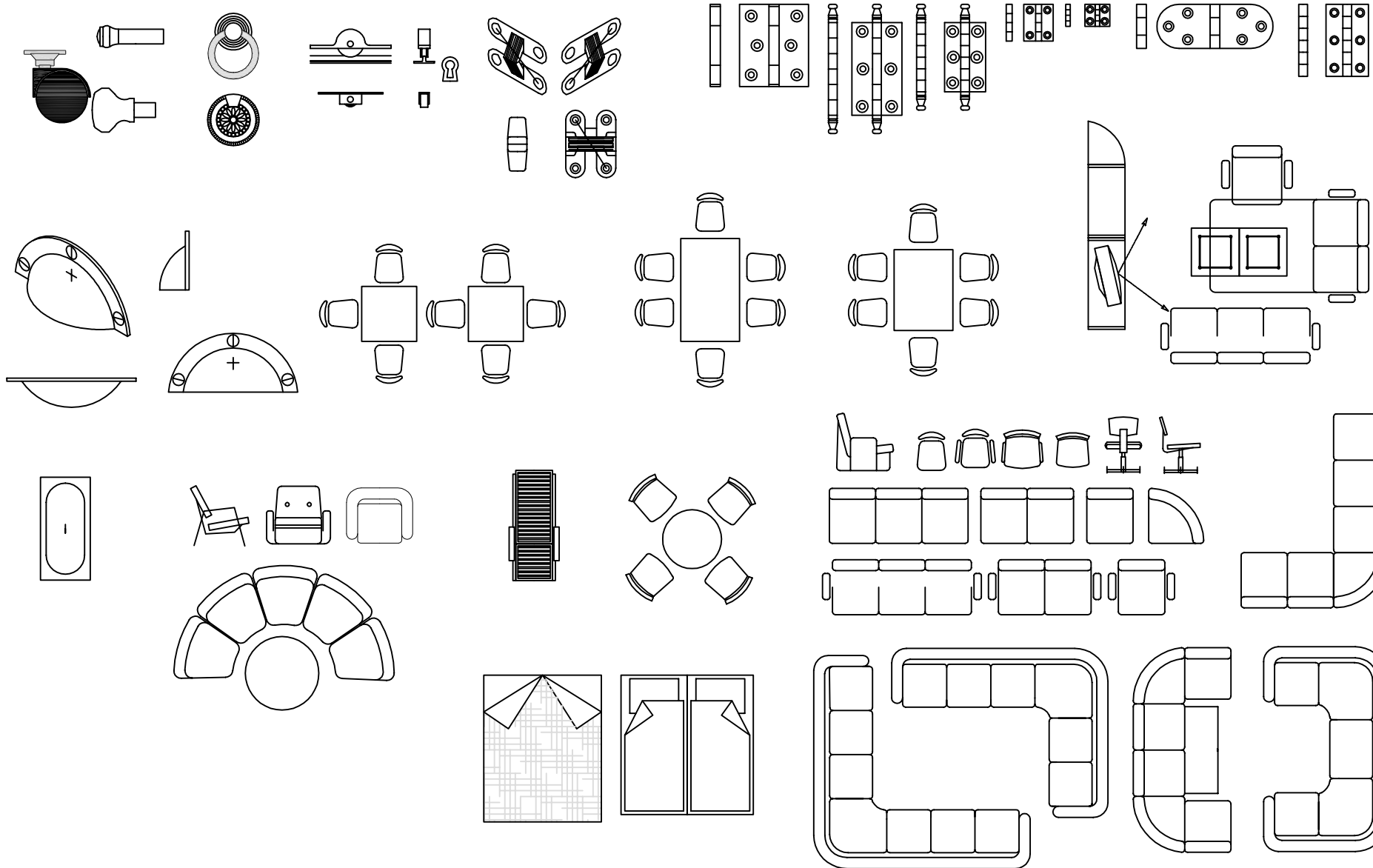
6

SHEET:

NAME:	-	DATE:	-
DRAWN:	Marcin Wolanski	SCALE:	AS NOTED
REVISION:	Marcin Electrical Symbols		
HOUSE STYLE:	-		

PERICO AS
LILLEAKERVEIEN 31
0283 OSLO, NORWAY
www.pericosoft.com





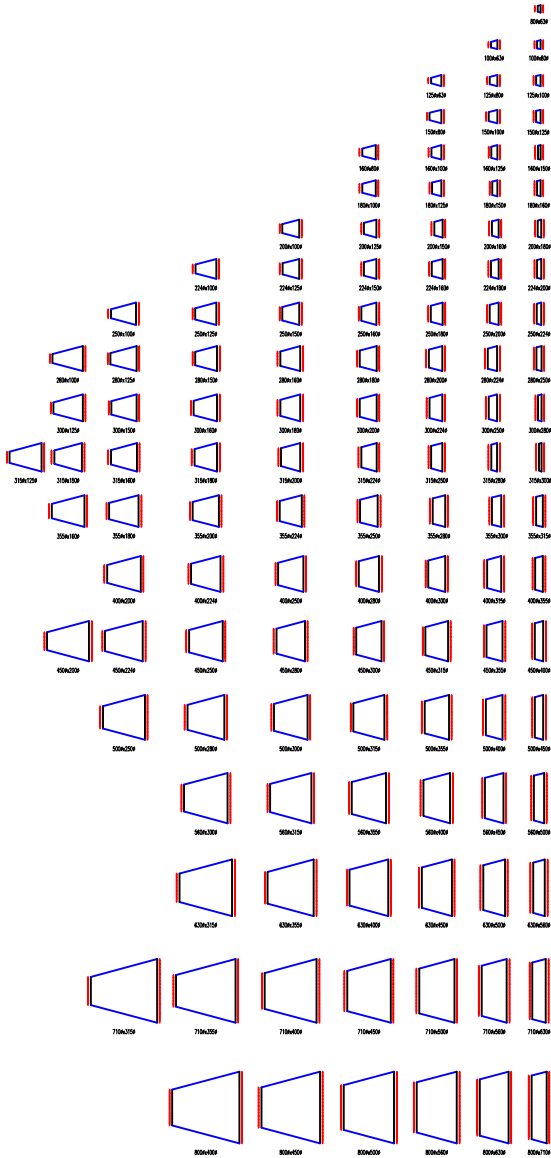
PROJECT: Sample <small>2/18/2010 3:22 AM</small>	SHEET: 7	NAME: -	-
	DRAWN: Marcin Wolanski	DATE: -	
	REVISION: Marcin Furniture Symbols	SCALE: AS NOTED	
	HOUSE STYLE: -		

PERICO AS

LILLEAKERVEIEN 31
 0283 OSLO, NORWAY
www.pericosoft.com



CONCENTRIC REDUCERS



INSPECTION DOOR



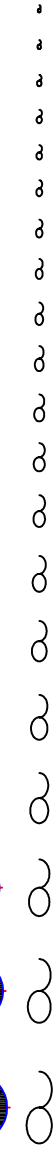
TO BELOW



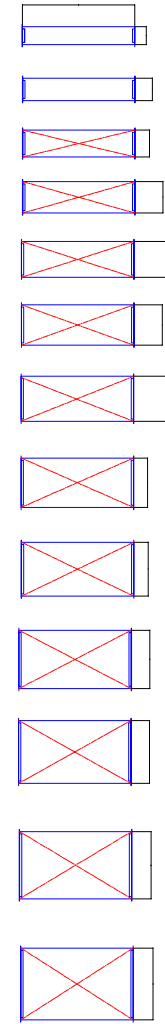
TO ABOVE



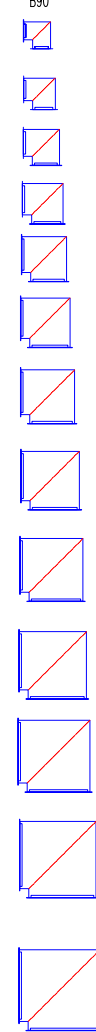
BREAK



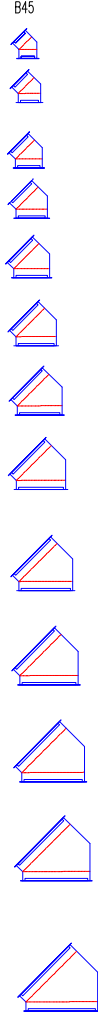
RECTANGULAR DUCT



RECTANGULAR DUCT B90



RECTANGULAR DUCT B45

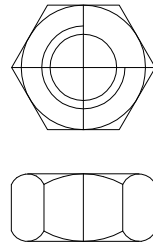
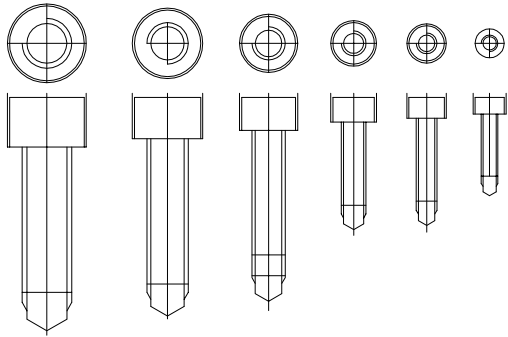


PROJECT: Sample 2/18/2010 3:29 AM	SHEET: 8	NAME: -
	DRAWN: Marcin Wolanski	DATE: -
	REVISION: Marcin HVAC Symbols	SCALE: AS NOTED
	HOUSE STYLE: -	

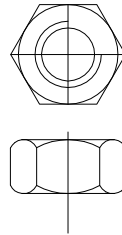
PERICO AS

LILLEAKERVEIEN 31
 0283 OSLO, NORWAY
 www.pericosoft.com

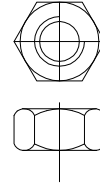




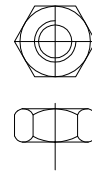
M20



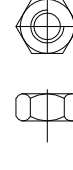
M16



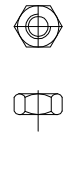
M12



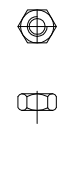
M10



M8



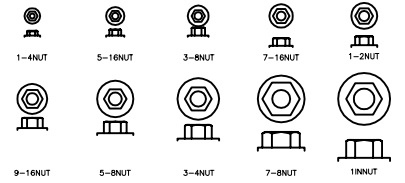
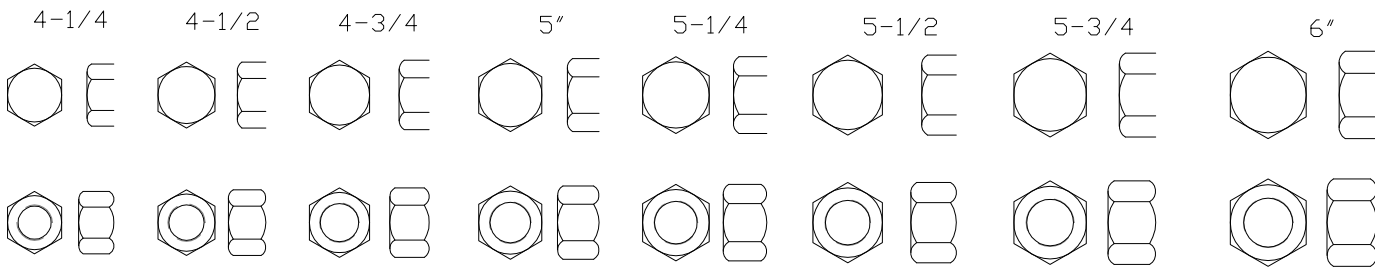
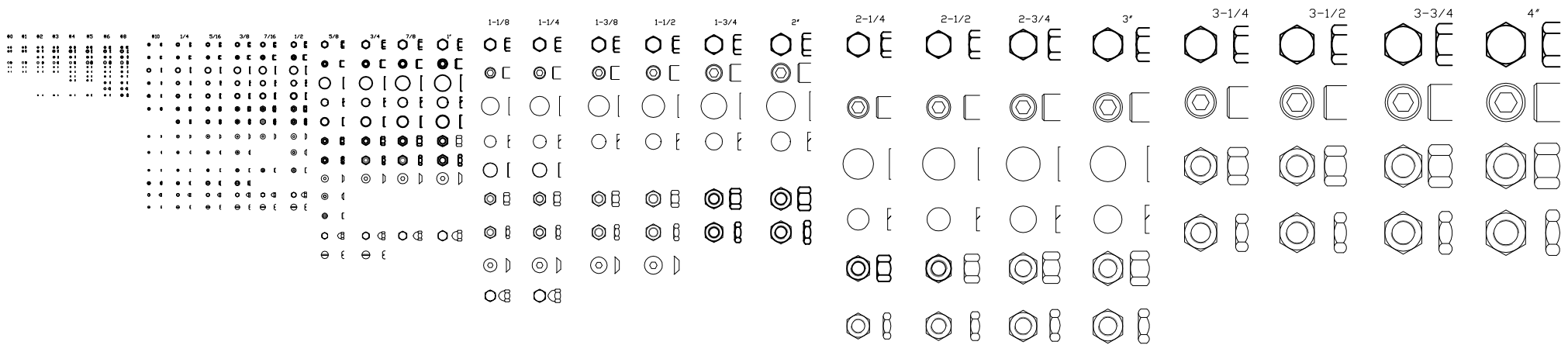
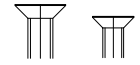
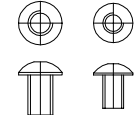
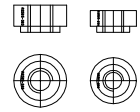
M6



M5



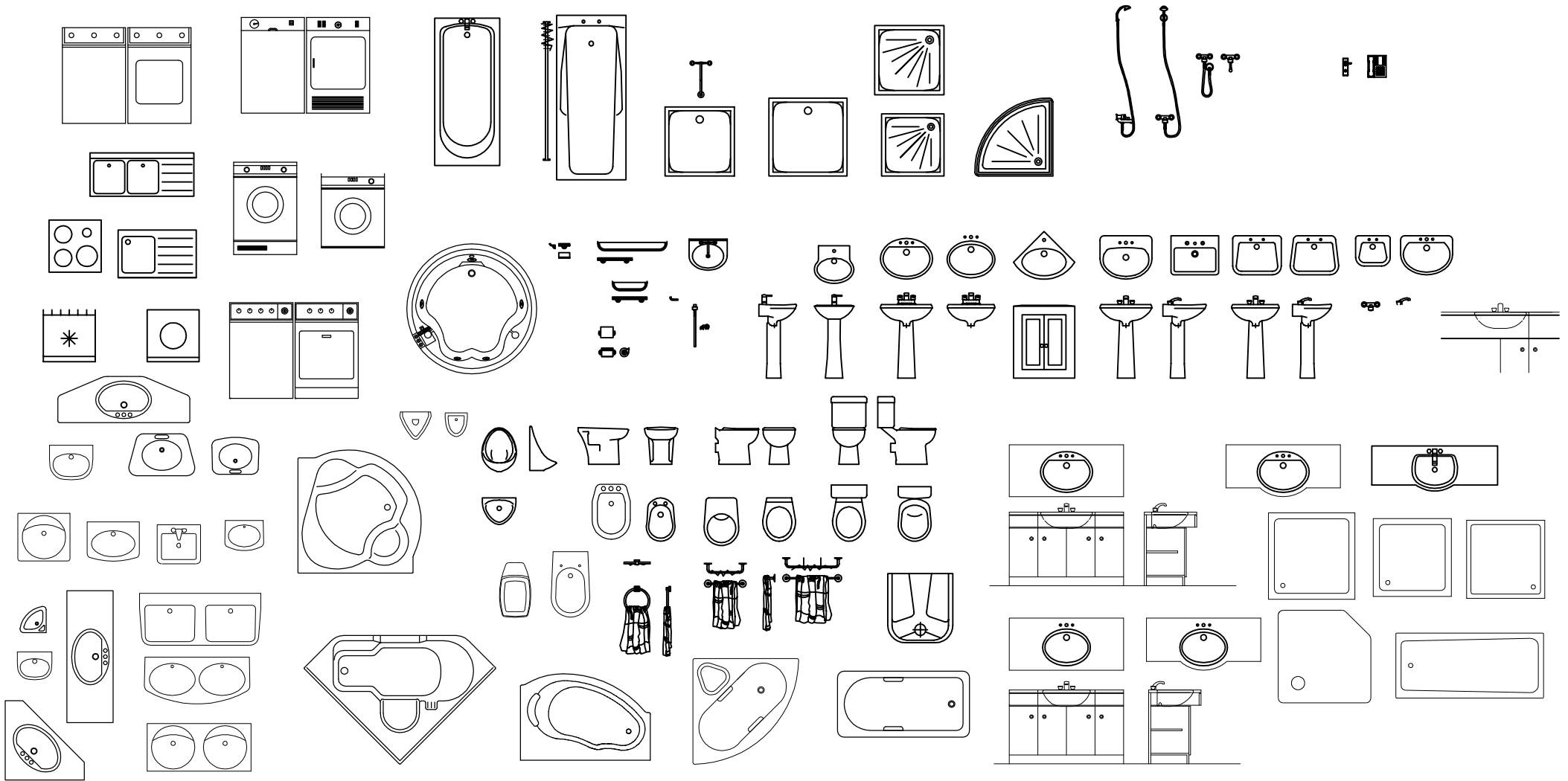
M4



PROJECT: Sample <small>2/18/2010 3:54 AM</small>	SHEET: 9	NAME: -	-
		DRAWN: Marcin Wolanski	DATE: -
		REVISION: Marcin Mechanical Symbols	SCALE: AS NOTED
		HOUSE STYLE: -	-

PERICO AS
 LILLEAKERVEIEN 31
 0283 OSLO, NORWAY
 www.pericosoft.com





PROJECT: Sample <small>2/18/2010 3:43 AM</small>	SHEET: 10	NAME: -	-
		DRAWN: Marcin Wolanski	DATE: -
		REVISION: Marcin Plumbing Symbols	SCALE: AS NOTED
		HOUSE STYLE: -	-

PERICO AS

LILLEAKERVEIEN 31
 0283 OSLO, NORWAY
www.pericosoft.com

